



1) A hundredth is one whole split into a *hundred* equal parts.

*Children should shade one square on the image.*

Model	Words	Fraction	Decimal
	<i>twelve hundredths</i>	$\frac{12}{100}$	0.12
	four hundredths	$\frac{4}{100}$	0.04
	<i>sixty-three hundredths</i>	$\frac{63}{100}$	0.63

3) 0.01 and  $\frac{100}{10}$

4)  $\frac{35}{100} = 0.35$

$0.69 = \frac{69}{100}$

1) *B is the odd one out because it represents 50 hundredths (five tenths). A, C and D all represent five hundredths.*



2) *The numerator is the same as the decimal because the numerator and decimal both represent 89 parts. The decimal is different because it has a zero to represent there is not a whole and has a decimal point to separate the whole ones from the parts. The fraction is different because it has a denominator that clearly shows that the whole is equivalent to a 100 parts.*

3) *False because 60 hundredths is equivalent to 0.6. 60 hundredths means 60 parts out of a 100 and 0.6 represents six tenths which is the same as 60 hundredths.*

1) a) E (0.04), C (0.13), D (0.31), A (0.34), F (0.4), B (0.43), G (0.97)




b) *Decimal numbers have to be between 0.4 and 0.13. Accept any of the following answers:*

*0.05, 0.06, 0.07, 0.08, 0.09, 0.1, 0.11, 0.12*

2) *There should not be any number on the number line bigger than 0.66 or smaller than 0.1.*



1) Complete the sentence and colour the image to show one hundredth.



A hundredth is one whole split into a \_\_\_\_\_ equal parts.

2) Complete the grid.

Model	Words	Fraction	Decimal
			0.12
	four hundredths		

3) Circle the models that **do not** represent 10 hundredths.

$$\frac{10}{100}$$

$$0.01$$

$$\frac{100}{10}$$

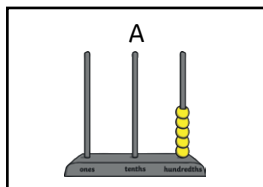
4) Complete the calculations.

$$\frac{\boxed{3}\_}{\boxed{100}} = 0.\_5$$

$$0.6\_\_ = \frac{\boxed{\_}9}{\boxed{100}}$$



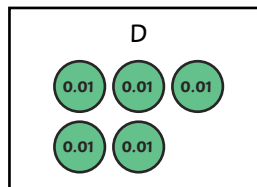
1) Which is the odd one out? Explain why.



B

0.5

C

$$\frac{5}{100}$$


---

---

2) What is the same and what is different about this fraction and decimal number? Explain why.


$$\frac{89}{100}$$

0.89

---

---

3) True or false? Explain your answer.



---

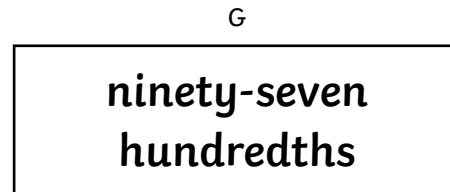
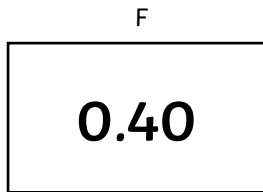
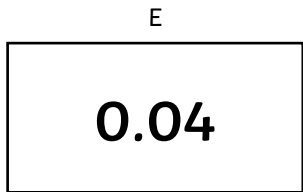
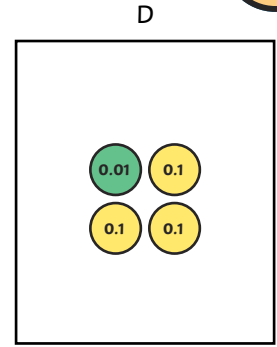
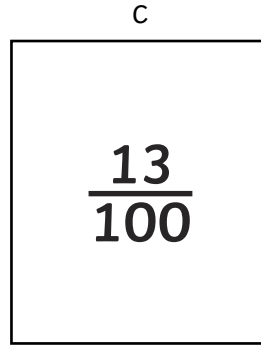
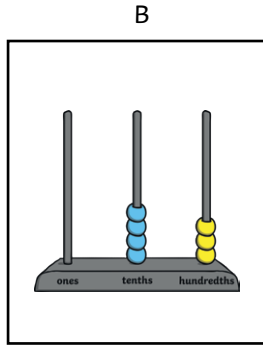
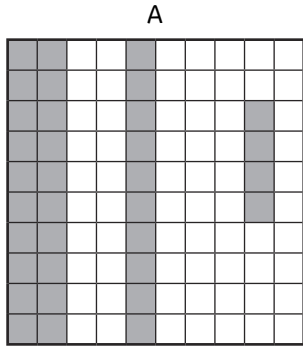
---

---

---




1) a) Put the models and images in ascending order.



b) Write 3 different decimal numbers that would fit between the first and second images you have ordered above.

2) Work with a partner. You each need a different coloured pen or pencil. Roll a dice to make your tenths, then again to make your hundredths. Label your numbers on the number line below. The first person to get 3 in a row is the winner.



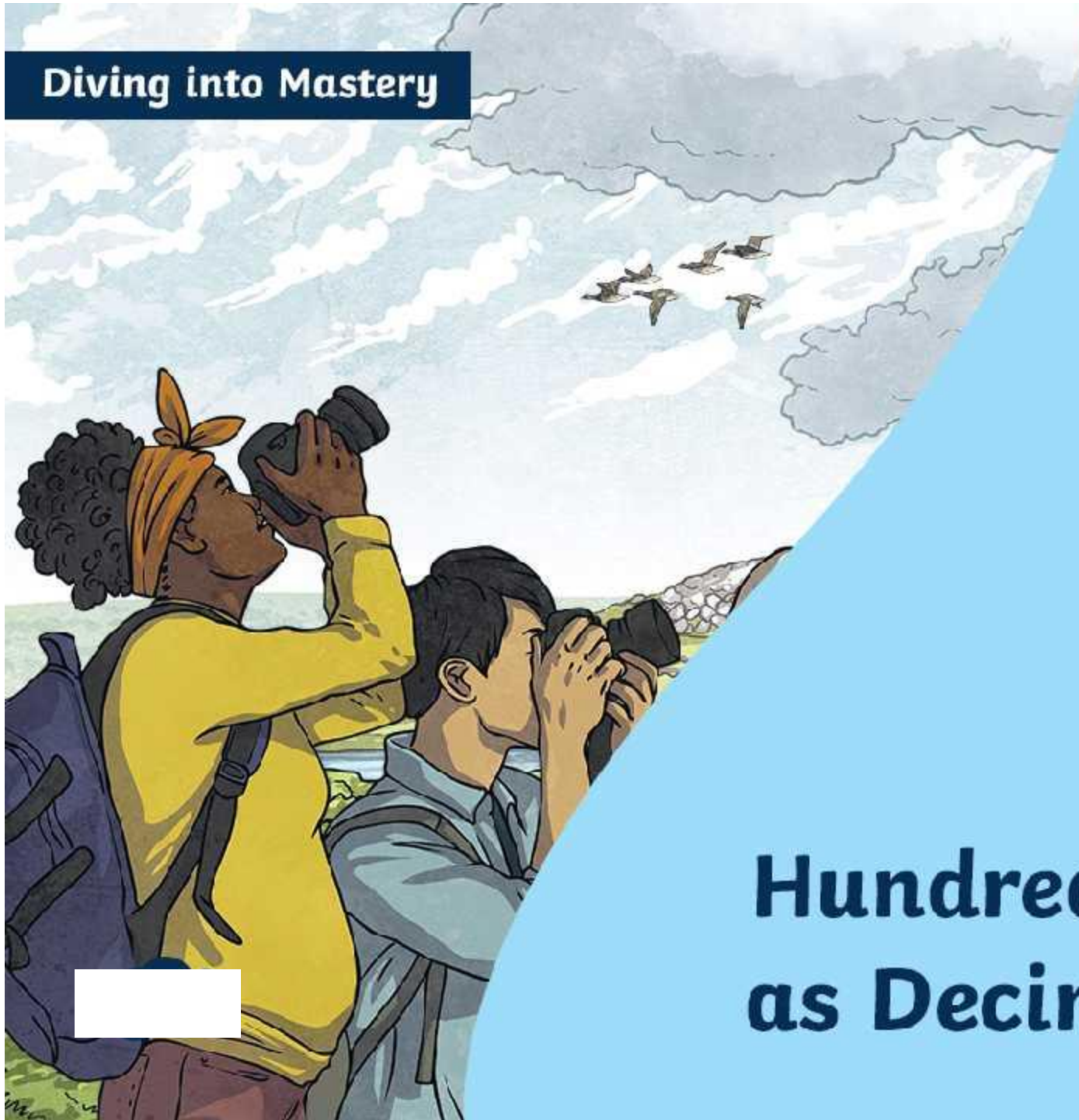
0.

0.1

0.66



**Diving into Mastery**



# Hundredths as Decimals

# Diving into Mastery Guidance for Educators

Each activity sheet is split into three sections, diving, deeper and deepest, which are represented by the following icons:



**Diving**



**Deeper**




**Deepest**

These carefully designed activities take your children through a learning journey, initially ensuring they are fluent with the key concept being taught; then applying this to a range of reasoning and problem-solving activities.

These sheets might not necessarily be used in a linear way. Some children might begin at the 'Deeper' section and in fact, others may 'dive straight in' to the 'Deepest' section if they have already mastered the skill and are applying this to show their depth of understanding.

# Aim

- Recognise and write decimal equivalents of any number of tenths or hundredths.





Complete the grid.

Model	Words	Fraction	Decimal
	<p>twenty-five hundredths</p>	$\frac{25}{100}$	<p>0.25</p>





Identify the models and images that **do not** represent 31 hundredths.

<p>A</p>	<p>B</p> $\frac{31}{100}$	<p>C</p>	<p>D</p> <p>0.31</p>
<p>0.13 13 hundredths</p>	<p>0.31 31 hundredths</p>	<p>3.1 310 hundredths</p>	<p>0.31 31 hundredths</p>

A and C **do not** represent 31 hundredths.

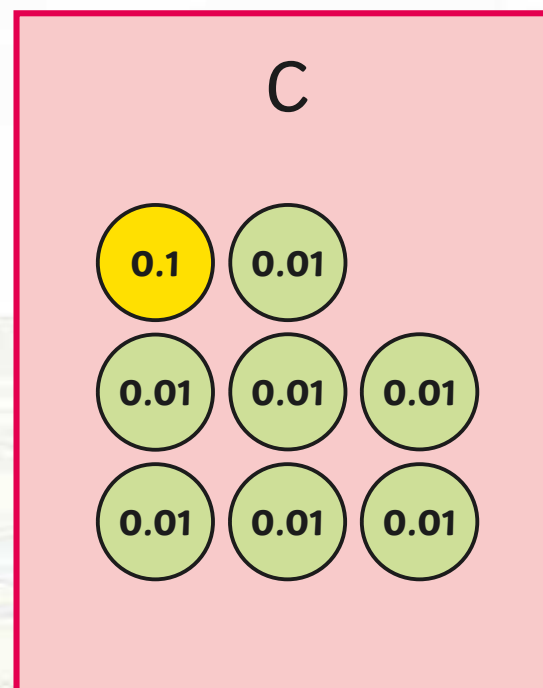
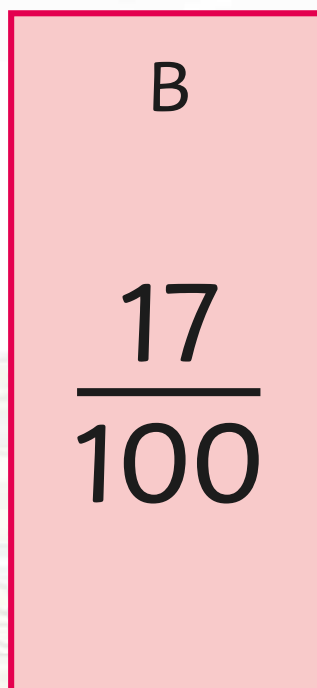
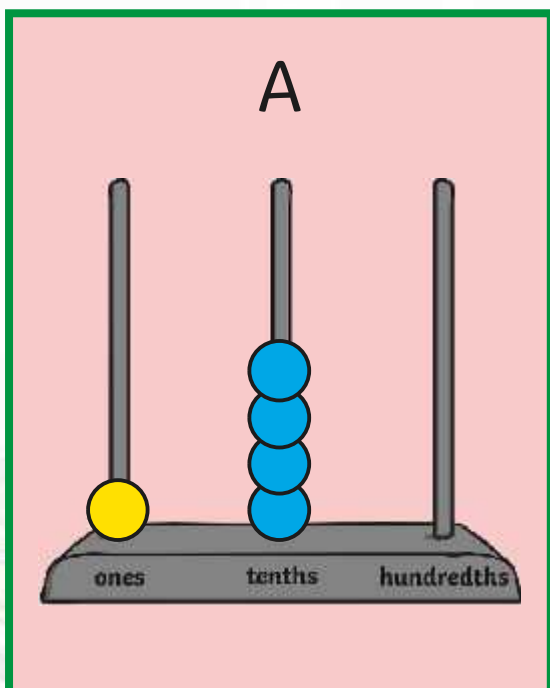


Complete the calculation.

$$\frac{79}{100} = 0.79$$



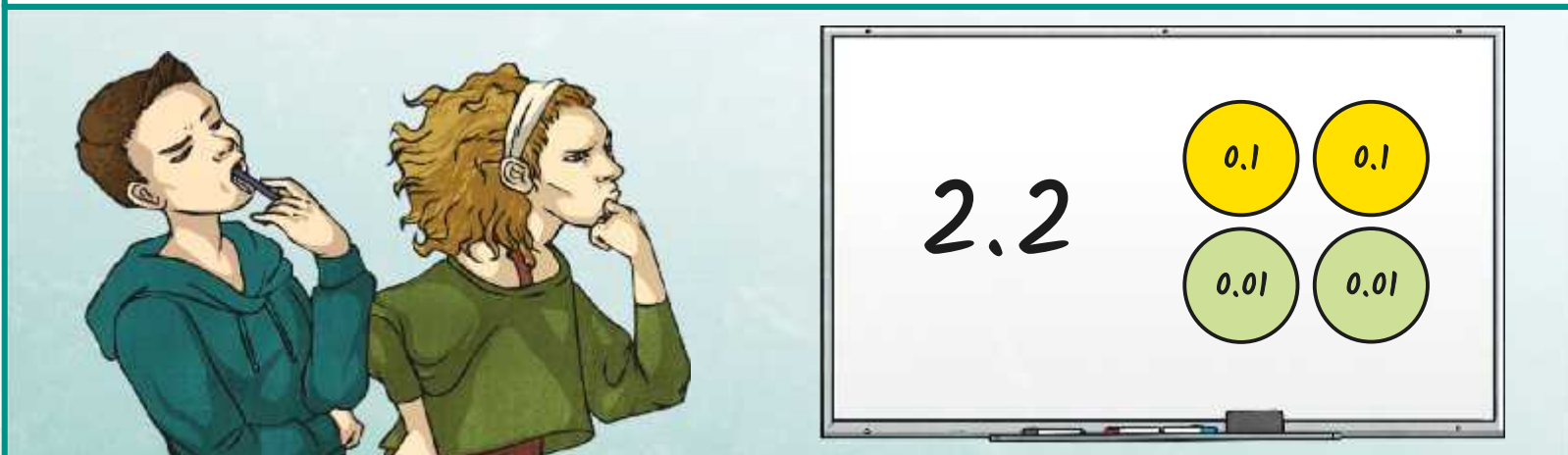
Which is the odd one out? Explain why.



**A represents 1.4 and B and C both represent 0.17 so A is the odd one out.**



What is the same and what is different about this fraction and decimal number? Explain your reasoning.




**They are shown differently because one number is represented with place value counters and the other is represented as a number. They are also different because they represent different values. The place value counters represent 0.22, which is 22 hundredths and the decimal number is 2.2, which is 220 hundredths.**

**The similarity is that they both have 2 tenths.**



True or false? Explain your answer.



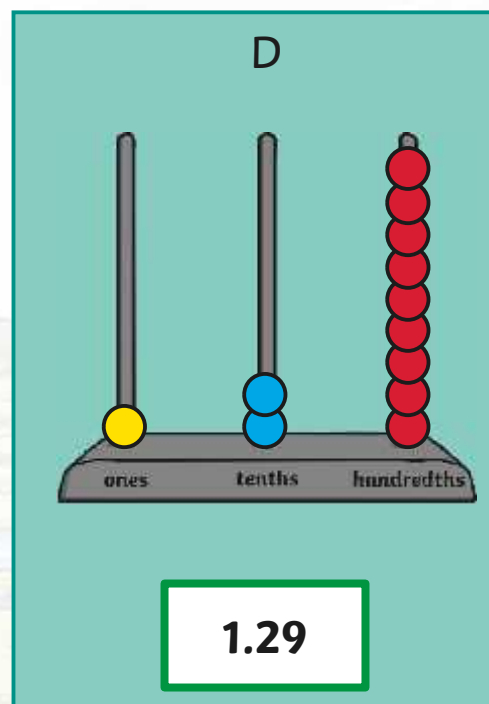
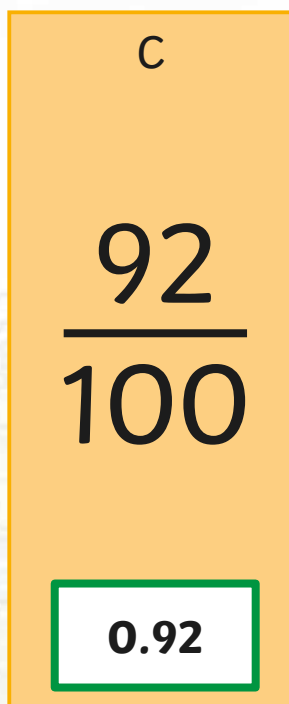
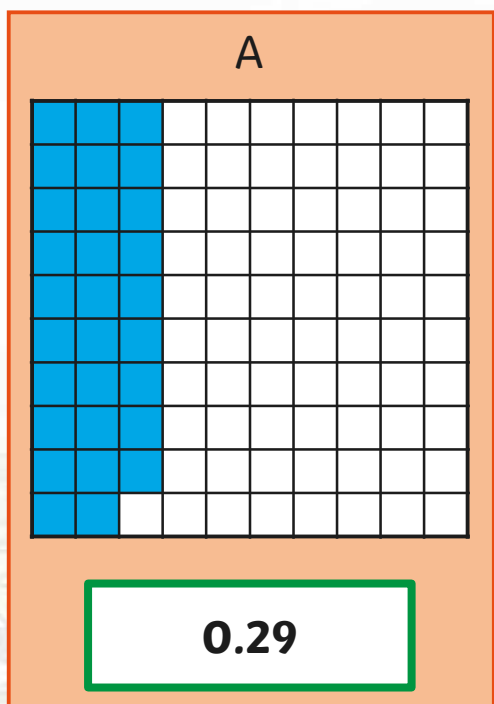
15 hundredths is  
the same as 1500.

**False. 15 hundredths = 0.15 not 1500.**

**The 15 hundredths have been confused with 15 hundreds.**



Put the models and images in descending order.




B, D, C and A.







- 1) Complete the sentence and colour the image to show one hundredth.



A hundredth is one whole split into a \_\_\_\_\_ equal parts.

- 2) Complete the grid.

Model	Words	Fraction	Decimal
			0.12
	four hundredths		


- 3) Which models **do not** represent 10 hundredths?

$\frac{10}{100}$	0.01	$\frac{100}{10}$

- 4) Complete the calculations.

$$\frac{\boxed{3}\_}{\boxed{100}} = 0.\_5 \quad 0.6\_\_ = \frac{\boxed{\_}9}{\boxed{100}}$$

- 1) Complete the sentence and colour the image to show one hundredth.



A hundredth is one whole split into a \_\_\_\_\_ equal parts.

- 2) Complete the grid.

Model	Words	Fraction	Decimal
			0.12
	four hundredths		

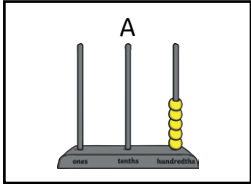
- 3) Which models **do not** represent 10 hundredths?

$\frac{10}{100}$	0.01	$\frac{100}{10}$

- 4) Complete the calculations.

$$\frac{\boxed{3}\_}{\boxed{100}} = 0.\_5 \quad 0.6\_\_ = \frac{\boxed{\_}9}{\boxed{100}}$$

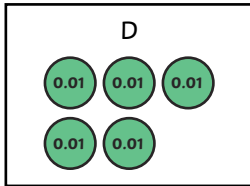
1) Which is the odd one out? Explain why.



B

0.5

C

$$\frac{5}{100}$$


2) What is the same and what is different about this fraction and decimal number? Explain why.

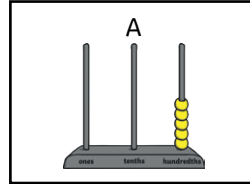
$$\frac{89}{100}$$

0.89

3) True or false? Explain your answer.



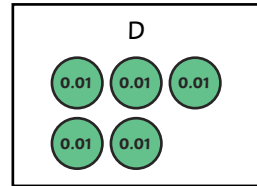
1) Which is the odd one out? Explain why.



B

0.5

C

$$\frac{5}{100}$$


2) What is the same and what is different about this fraction and decimal number? Explain why.

$$\frac{89}{100}$$

0.89

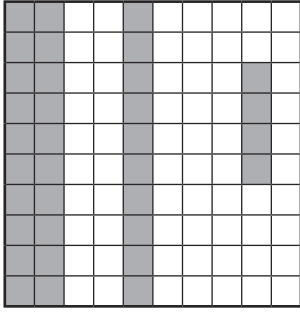
3) True or false? Explain your answer.



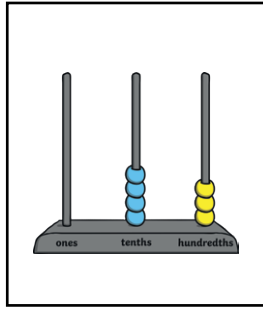
- 1) a) Put the models and images in ascending order.



A



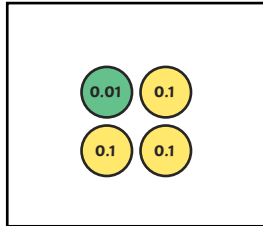
B



C

$$\frac{13}{100}$$

D



E

0.04

F


0.40

G

ninety-seven hundredths

- b) Write 3 different decimal numbers that would fit between the first and second images you have ordered above.

- 2) Work with a partner. You each need a different coloured pen or pencil. Roll a dice to make your tenths, then again to make your hundredths. Label your numbers on a number line that starts at 0.1 and ends at 0.66. The first person to get 3 in a row is the winner.



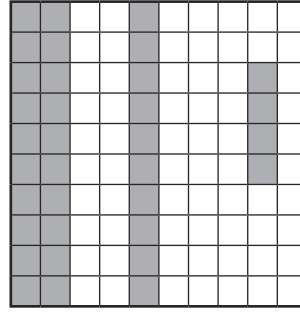
0.



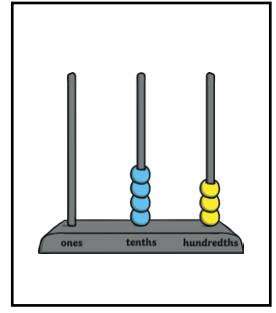
- 1) a) Put the models and images in ascending order.



A



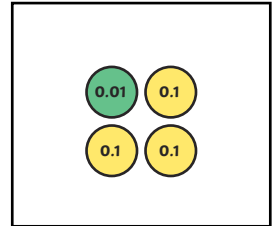
B



C

$$\frac{13}{100}$$

D



E

0.04

F

0.40

G

ninety-seven hundredths

- b) Write 3 different decimal numbers that would fit between the first and second images you have ordered above.

- 2) Work with a partner. You each need a different coloured pen or pencil. Roll a dice to make your tenths, then again to make your hundredths. Label your numbers on a number line that starts at 0.1 and ends at 0.66. The first person to get 3 in a row is the winner.



0.

